

## What is a Pedestrian Hybrid Beacon?

Pedestrian hybrid beacons are devices used to warn and control vehicular traffic at unsignalized locations to help pedestrians cross roadways at marked crosswalks.







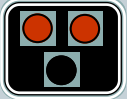





The motorist signal is a circular yellow light centered below two horizontally aligned red lights. The operation of the motorist signal tells the motorist what to do while the pedestrian signal tells the pedestrian what to do. It is important that both drivers and pedestrians know how the beacons operate.

### How does it work?

A Pedestrian Hybrid Beacon is a pedestrian activated crosswalk signal. Any pedestrian wishing to cross the road may press a button that signals drivers to stop. The pedestrian symbols are the same seen at a traditional traffic signal crosswalk; however, drivers see a slightly different signal configuration.

- **STEP 1:** Before a pedestrian arrives, the device is in a “no pedestrian present” mode. The driver signal is dark and the crosswalk signal shows a DON'T CROSS symbol.
- **STEP 2:** When the pedestrian presses the button, they continue to see a DON'T CROSS symbol while approaching drivers will see a flashing yellow light, indicating that they should reduce speed and be prepared to stop for a pedestrian in the crosswalk.
- **STEPS 3 and 4:** Next, drivers will see a solid yellow light followed by two solid red lights, requiring them to stop at the stop line. At this time, the pedestrian receives a START CROSSING symbol.
- **STEP 5:** At the end of the CROSS indication, the pedestrian will see a FLASHING DON'T CROSS indication with a countdown clock while drivers will see ALTERNATING FLASHING RED lights. During this period pedestrians already in the crosswalk should continue crossing. After drivers have come to a full stop, they may proceed with caution if there are no pedestrians present.
- **STEP 6:** After the full cycle, the signal will return to the “no pedestrian present” mode and a pedestrian must push the button again to activate the signal. If the roadway is divided by a median, the pedestrian must reinitiate the cycle at the median.

## Pedestrian Hybrid Beacon Operation

STEP 1	
<b>Driver Sees:</b>  <b>No Pedestrians Present</b> Proceed if the crosswalk is clear	<b>Pedestrian Sees:</b>  <b>Don't Cross</b> Push the button to activate
STEP 2	
<b>Driver Sees:</b>  <b>FLASHING</b> <b>Pedestrians Present-</b> <b>Reduce Speed</b>	<b>Pedestrian Sees:</b>  <b>Don't Cross</b>
STEP 3	
<b>Driver Sees:</b>  <b>Reduce Speed - Prepare to stop</b>	<b>Pedestrian Sees:</b>  <b>Don't Cross</b>
STEP 4	
<b>Driver Sees:</b>  <b>Stop</b>	<b>Pedestrian Sees:</b>  <b>Start Crossing</b> <b>Watch for Vehicles</b>
STEP 5	
<b>Driver Sees:</b>  <b>ALTERNATE FLASHING</b> <b>Proceed with CAUTION</b> <b>if the crosswalk is clear</b>	<b>Pedestrian Sees:</b>  <b>FLASHING</b> <b>Finish Crossing if Started</b> <b>Time Remaining to Finish Crossing</b>
STEP 6	
<b>Driver Sees:</b>  <b>Proceed if the crosswalk is clear</b>	<b>Pedestrian Sees:</b>  <b>Don't Cross</b> <b>Push the button to activate</b>

## PEDESTRIAN HYBRID BEACONS



The State takes its role in pedestrian and traffic safety very seriously. However, the ultimate responsibility rests with you—motorists and pedestrians.

If you have questions, requests or suggestions concerning pedestrian safety, please contact the Georgia Department of Transportation Office of Traffic Operations at 404-635-2800